




Bar Harbor Vacation Rental Survey

Survey Results
FINAL

05/06/2021

Are you registered to vote in Bar Harbor?



Do you own or rent the home you live in?



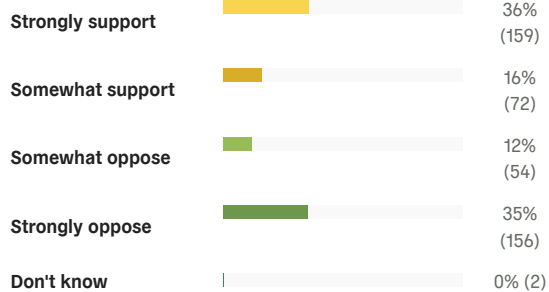
At present, a vacation rental is the short-term rental of a residential dwelling unit (or a part of it) for anywhere between 5 and 30 days. Such residential dwelling units are required to be registered annually with the town as vacation rentals (VR). Do you have a registered vacation rental in Bar Harbor?



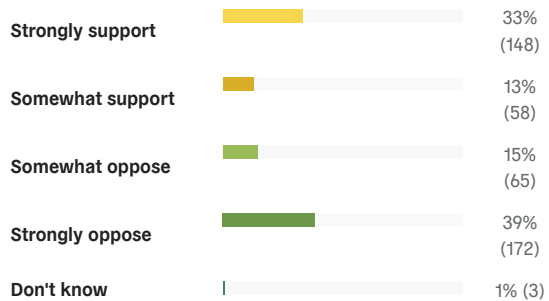
The Town is considering allowing the transfer of a vacation rental registration associated with a second home or investment property (a non-primary residence) to a new owner. This means that the right to the vacation rental registration would be tied to the residential dwelling unit and would be transferable to new owners as the property is transferred, as long as the registration is renewed annually. For each of the following geographic areas, to what degree do you support or oppose allowing the transfer of a vacation rental registration of a non-primary residence (which is a second home or investment property) to a new owner?

Question	Strongly support	Somewhat support	Somewhat oppose	Strongly oppose	Don't know
In the downtown commercial areas	36%	16%	12%	35%	0%
In any of the shoreland areas	33%	13%	15%	39%	1%
In all other areas of Town	33%	11%	12%	42%	1%

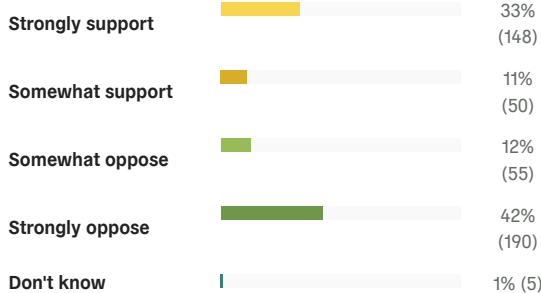
In the downtown commercial areas



In any of the shoreland areas



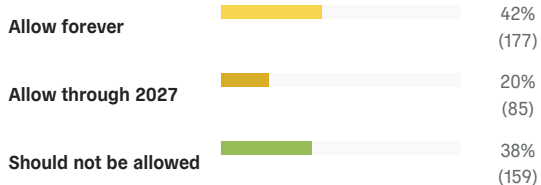
In all other areas of Town



If you support allowing the transfer of a vacation rental registration that is a second home or investment property (a “non-primary residence”) to new owners in Bar Harbor, for how long in each of the following geographic areas should such transfers be allowed?

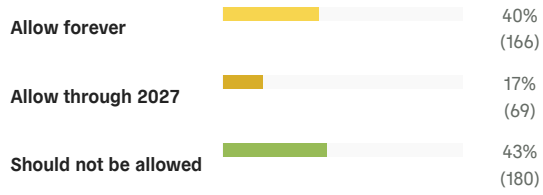
Question	Allow forever	Allow through 2027	Should not be allowed
In the downtown commercial areas	42%	20%	38%
In any of the shoreland areas	40%	17%	43%
In all other areas of Town	40%	14%	46%

In the downtown commercial areas

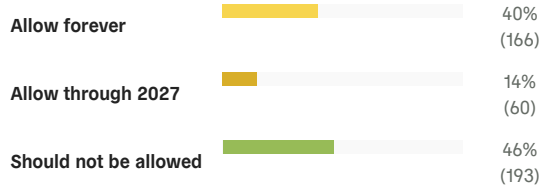


In any of the shoreland areas






In all other areas of Town



Are you registered to vote in Bar Harbor?

Overview




Breakdowns


Gender

Responses broken down by the gender of the respondent. Currently, most public data only supports male, female, and unknown.


Female



Male




Unknown



Age Range


Responses broken down by age of the respondent.

Unknown




Completed Education Level


Bachelor's degree




Completed high school/GED



Master's degree or Doctoral degree/Professional degree



Some college/technical degree/associates degree




Unknown




School Aged Children

No



Yes




Unknown



Do you own or rent the home you live in?

Overview

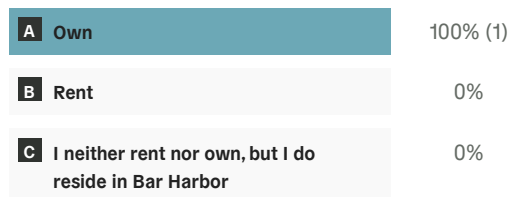


Breakdowns

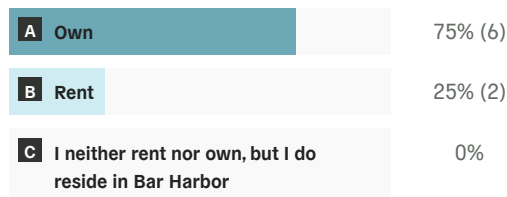
Gender

Responses broken down by the gender of the respondent. Currently, most public data only supports male, female, and unknown.

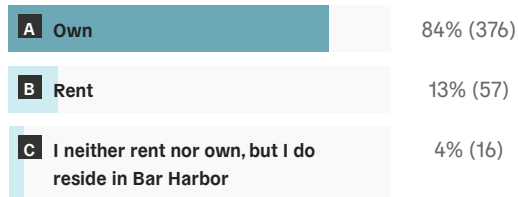
Female



Male



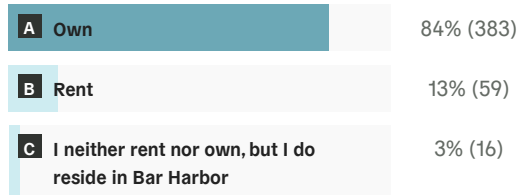
Unknown



Age Range

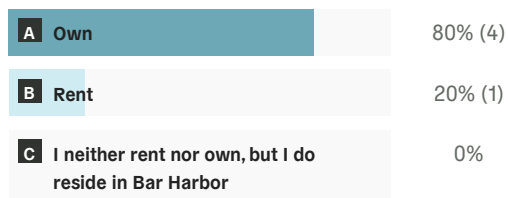
Responses broken down by age of the respondent.

Unknown

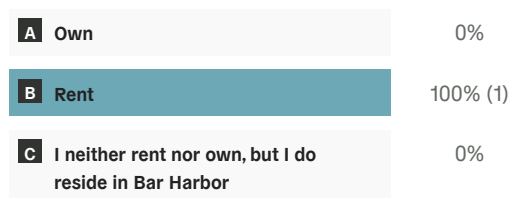


Completed Education Level

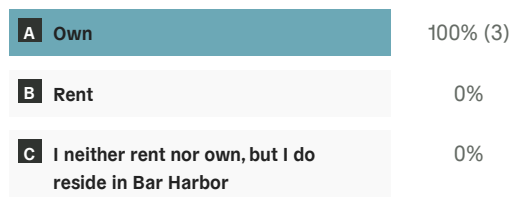
Bachelor's degree



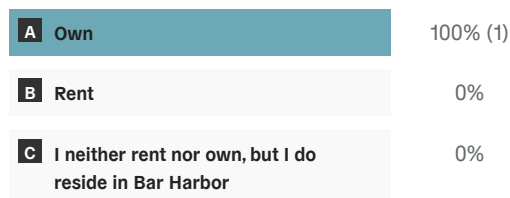
Completed high school/GED



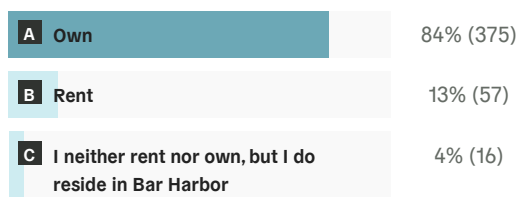
Master's degree or Doctoral degree/Professional degree



Some college/technical degree/associates degree

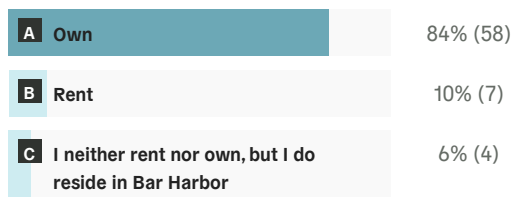


Unknown

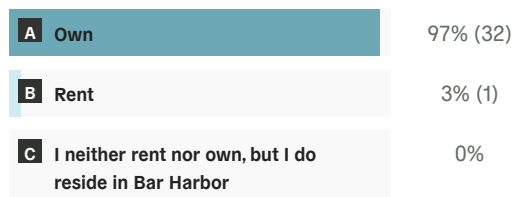


School Aged Children

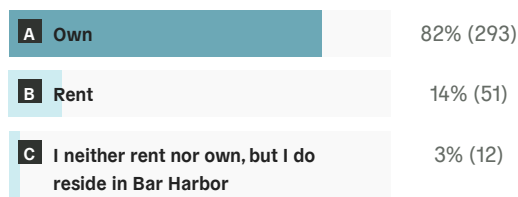
No



Yes



Unknown



At present, a vacation rental is the short-term rental of a residential dwelling unit (or a part of it) for anywhere between 5 and 30 days. Such residential dwelling units are required to be registered annually with the town as vacation rentals (VR). Do you have a registered vacation rental in Bar Harbor?

Overview




Breakdowns

Gender

Responses broken down by the gender of the respondent. Currently, most public data only supports male, female, and unknown.


Female



Male



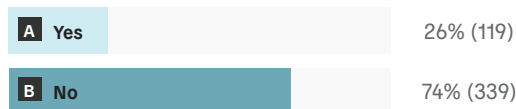
Unknown



Age Range

Responses broken down by age of the respondent.

Unknown



Completed Education Level

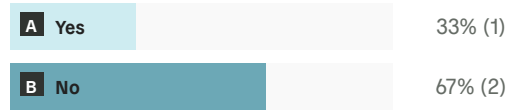
Bachelor's degree



Completed high school/GED



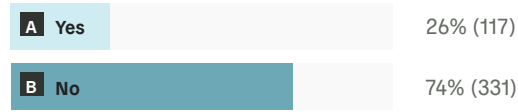
Master's degree or Doctoral degree/Professional degree



Some college/technical degree/associates degree



Unknown

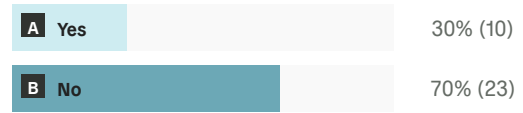


School Aged Children

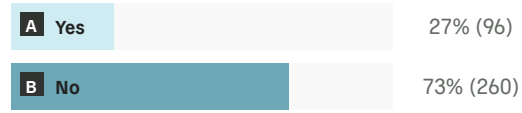
No



Yes



Unknown

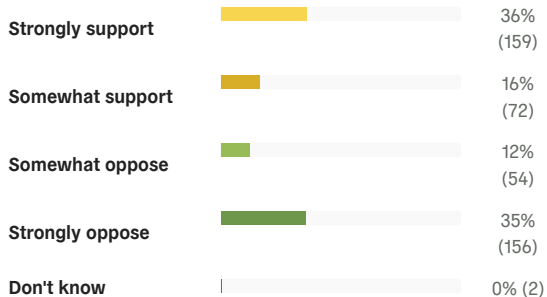


The Town is considering allowing the transfer of a vacation rental registration associated with a second home or investment property (a non-primary residence) to a new owner. This means that the right to the vacation rental registration would be tied to the residential dwelling unit and would be transferable to new owners as the property is transferred, as long as the registration is renewed annually. For each of the following geographic areas, to what degree do you support or oppose allowing the transfer of a vacation rental registration of a non-primary residence (which is a second home or investment property) to a new owner?

Overview

Question	Strongly support	Somewhat support	Somewhat oppose	Strongly oppose	Don't know
In the downtown commercial areas	36%	16%	12%	35%	0%
In any of the shoreland areas	33%	13%	15%	39%	1%
In all other areas of Town	33%	11%	12%	42%	1%

In the downtown commercial areas



In any of the shoreland areas



In all other areas of Town



Breakdowns for: In the downtown commercial areas

Gender

Responses broken down by the gender of the respondent. Currently, most public data only supports male, female, and unknown.

Female

A Strongly support	100% (1)
B Somewhat support	0%
C Somewhat oppose	0%
D Strongly oppose	0%
E Don't know	0%

Male

A Strongly support	13% (1)
B Somewhat support	25% (2)
C Somewhat oppose	13% (1)
D Strongly oppose	50% (4)
E Don't know	0%

Unknown

A Strongly support	36% (157)
B Somewhat support	16% (70)
C Somewhat oppose	12% (53)
D Strongly oppose	35% (152)
E Don't know	0% (2)

Age Range

Responses broken down by age of the respondent.

Unknown

A Strongly support	36% (159)
B Somewhat support	16% (72)
C Somewhat oppose	12% (54)
D Strongly oppose	35% (156)
E Don't know	0% (2)

Completed Education Level

Bachelor's degree

A Strongly support	40% (2)
B Somewhat support	0%
C Somewhat oppose	0%
D Strongly oppose	60% (3)
E Don't know	0%

Completed high school/GED

A Strongly support	0%
B Somewhat support	0%
C Somewhat oppose	0%
D Strongly oppose	100% (1)
E Don't know	0%

Master's degree or Doctoral degree/Professional degree

A Strongly support	33% (1)
B Somewhat support	33% (1)
C Somewhat oppose	33% (1)
D Strongly oppose	0%
E Don't know	0%

Some college/technical degree/associates degree

A Strongly support	0%
B Somewhat support	100% (1)
C Somewhat oppose	0%
D Strongly oppose	0%
E Don't know	0%

Unknown

A Strongly support	36% (156)
B Somewhat support	16% (70)
C Somewhat oppose	12% (53)
D Strongly oppose	35% (152)
E Don't know	0% (2)

School Aged Children

No

A Strongly support	29% (20)
B Somewhat support	12% (8)
C Somewhat oppose	15% (10)
D Strongly oppose	44% (30)
E Don't know	0%

Yes

A Strongly support	42% (13)
B Somewhat support	13% (4)
C Somewhat oppose	16% (5)
D Strongly oppose	29% (9)
E Don't know	0%

Unknown

A Strongly support	37% (126)
B Somewhat support	17% (60)
C Somewhat oppose	11% (39)
D Strongly oppose	34% (117)
E Don't know	1% (2)

Breakdowns for: In any of the shoreland areas

Gender

Responses broken down by the gender of the respondent. Currently, most public data only supports male, female, and unknown.

Female

A Strongly support	100% (1)
B Somewhat support	0%
C Somewhat oppose	0%
D Strongly oppose	0%
E Don't know	0%

Male

A Strongly support	0%
B Somewhat support	13% (1)
C Somewhat oppose	25% (2)
D Strongly oppose	63% (5)
E Don't know	0%

Unknown

A Strongly support	34% (147)
B Somewhat support	13% (57)
C Somewhat oppose	14% (63)
D Strongly oppose	38% (167)
E Don't know	1% (3)

Age Range

Responses broken down by age of the respondent.

Unknown

A Strongly support	33% (148)
B Somewhat support	13% (58)
C Somewhat oppose	15% (65)
D Strongly oppose	39% (172)
E Don't know	1% (3)

Completed Education Level

Bachelor's degree

A Strongly support	20% (1)
B Somewhat support	0%
C Somewhat oppose	20% (1)
D Strongly oppose	60% (3)
E Don't know	0%

Completed high school/GED

A Strongly support	0%
B Somewhat support	0%
C Somewhat oppose	0%
D Strongly oppose	100% (1)
E Don't know	0%

Master's degree or Doctoral degree/Professional degree

A Strongly support	33% (1)
B Somewhat support	0%
C Somewhat oppose	33% (1)
D Strongly oppose	33% (1)
E Don't know	0%

Some college/technical degree/associates degree

A Strongly support	0%
B Somewhat support	100% (1)
C Somewhat oppose	0%
D Strongly oppose	0%
E Don't know	0%

Unknown

A Strongly support	33% (146)
B Somewhat support	13% (57)
C Somewhat oppose	14% (63)
D Strongly oppose	38% (167)
E Don't know	1% (3)

School Aged Children

No

A Strongly support	25% (17)
B Somewhat support	9% (6)
C Somewhat oppose	18% (12)
D Strongly oppose	46% (31)
E Don't know	1% (1)

Yes

A Strongly support	42% (13)
B Somewhat support	13% (4)
C Somewhat oppose	23% (7)
D Strongly oppose	23% (7)
E Don't know	0%

Unknown

A Strongly support	34% (118)
B Somewhat support	14% (48)
C Somewhat oppose	13% (46)
D Strongly oppose	39% (134)
E Don't know	1% (2)

Breakdowns for: In all other areas of Town

Gender

Responses broken down by the gender of the respondent. Currently, most public data only supports male, female, and unknown.

Female

A Strongly support	0%
B Somewhat support	100% (1)
C Somewhat oppose	0%
D Strongly oppose	0%
E Don't know	0%

Male

A Strongly support	13% (1)
B Somewhat support	25% (2)
C Somewhat oppose	0%
D Strongly oppose	63% (5)
E Don't know	0%

Unknown

A Strongly support	33% (147)
B Somewhat support	11% (47)
C Somewhat oppose	13% (55)
D Strongly oppose	42% (185)
E Don't know	1% (5)

Age Range

Responses broken down by age of the respondent.

Unknown

A Strongly support	33% (148)
B Somewhat support	11% (50)
C Somewhat oppose	12% (55)
D Strongly oppose	42% (190)
E Don't know	1% (5)

Completed Education Level

Bachelor's degree

A Strongly support	40% (2)
B Somewhat support	0%
C Somewhat oppose	0%
D Strongly oppose	60% (3)
E Don't know	0%

Completed high school/GED

A Strongly support	0%
B Somewhat support	0%
C Somewhat oppose	0%
D Strongly oppose	100% (1)
E Don't know	0%

Master's degree or Doctoral degree/Professional degree

A Strongly support	0%
B Somewhat support	67% (2)
C Somewhat oppose	0%
D Strongly oppose	33% (1)
E Don't know	0%

Some college/technical degree/associates degree

A Strongly support	0%
B Somewhat support	100% (1)
C Somewhat oppose	0%
D Strongly oppose	0%
E Don't know	0%

Unknown

A Strongly support	33% (146)
B Somewhat support	11% (47)
C Somewhat oppose	13% (55)
D Strongly oppose	42% (185)
E Don't know	1% (5)

School Aged Children

No

A Strongly support	25% (17)
B Somewhat support	9% (6)
C Somewhat oppose	18% (12)
D Strongly oppose	45% (30)
E Don't know	3% (2)

Yes

A Strongly support	35% (11)
B Somewhat support	10% (3)
C Somewhat oppose	10% (3)
D Strongly oppose	45% (14)
E Don't know	0%

Unknown

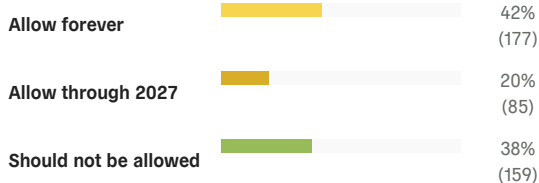
A Strongly support	34% (120)
B Somewhat support	12% (41)
C Somewhat oppose	11% (40)
D Strongly oppose	42% (146)
E Don't know	1% (3)

If you support allowing the transfer of a vacation rental registration that is a second home or investment property (a “non-primary residence”) to new owners in Bar Harbor, for how long in each of the following geographic areas should such transfers be allowed?

Overview

Question	Allow forever	Allow through 2027	Should not be allowed
In the downtown commercial areas	42%	20%	38%
In any of the shoreland areas	40%	17%	43%
In all other areas of Town	40%	14%	46%

In the downtown commercial areas



In any of the shoreland areas



In all other areas of Town



Breakdowns for: In the downtown commercial areas

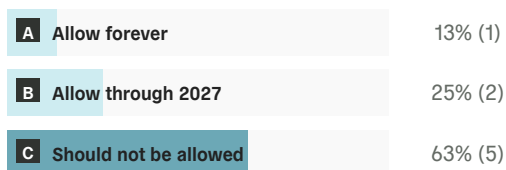
Gender

Responses broken down by the gender of the respondent. Currently, most public data only supports male, female, and unknown.

Female



Male



Unknown

A Allow forever	42% (175)
B Allow through 2027	20% (83)
C Should not be allowed	37% (154)

Age Range

Responses broken down by age of the respondent.

Unknown

A Allow forever	42% (177)
B Allow through 2027	20% (85)
C Should not be allowed	38% (159)

Completed Education Level

Bachelor's degree

A Allow forever	40% (2)
B Allow through 2027	0%
C Should not be allowed	60% (3)

Completed high school/GED

A Allow forever	0%
B Allow through 2027	0%
C Should not be allowed	100% (1)

Master's degree or Doctoral degree/Professional degree

A Allow forever	33% (1)
B Allow through 2027	33% (1)
C Should not be allowed	33% (1)

Some college/technical degree/associates degree

A Allow forever	0%
B Allow through 2027	100% (1)
C Should not be allowed	0%

Unknown

A Allow forever	42% (174)
B Allow through 2027	20% (83)
C Should not be allowed	37% (154)

School Aged Children

No

A Allow forever	31% (19)
B Allow through 2027	25% (15)
C Should not be allowed	44% (27)

Yes

A Allow forever	42% (13)
B Allow through 2027	19% (6)
C Should not be allowed	39% (12)

Unknown



Breakdowns for: In any of the shoreland areas

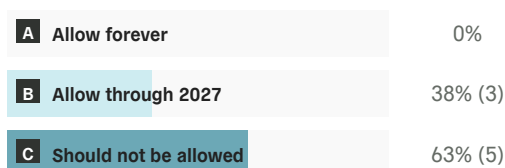
Gender

Responses broken down by the gender of the respondent. Currently, most public data only supports male, female, and unknown.

Female



Male



Unknown



Age Range

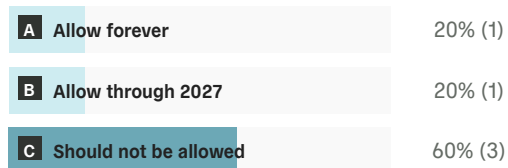
Responses broken down by age of the respondent.

Unknown

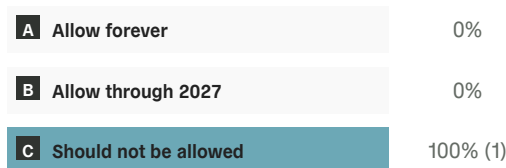


Completed Education Level

Bachelor's degree



Completed high school/GED



Master's degree or Doctoral degree/Professional degree

A Allow forever	33% (1)
B Allow through 2027	33% (1)
C Should not be allowed	33% (1)

Some college/technical degree/associates degree

A Allow forever	0%
B Allow through 2027	100% (1)
C Should not be allowed	0%

Unknown

A Allow forever	40% (164)
B Allow through 2027	16% (66)
C Should not be allowed	43% (175)

School Aged Children

No

A Allow forever	28% (17)
B Allow through 2027	21% (13)
C Should not be allowed	51% (31)

Yes

A Allow forever	42% (13)
B Allow through 2027	23% (7)
C Should not be allowed	35% (11)

Unknown

A Allow forever	42% (136)
B Allow through 2027	15% (49)
C Should not be allowed	43% (138)

Breakdowns for: In all other areas of Town

Gender

Responses broken down by the gender of the respondent. Currently, most public data only supports male, female, and unknown.

Female

A Allow forever	0%
B Allow through 2027	100% (1)
C Should not be allowed	0%

Male

A Allow forever	13% (1)
B Allow through 2027	25% (2)
C Should not be allowed	63% (5)

Unknown

A Allow forever	40% (165)
B Allow through 2027	14% (57)
C Should not be allowed	46% (188)

Age Range

Responses broken down by age of the respondent.

Unknown

A Allow forever	40% (166)
B Allow through 2027	14% (60)
C Should not be allowed	46% (193)

Completed Education Level

Bachelor's degree

A Allow forever	40% (2)
B Allow through 2027	0%
C Should not be allowed	60% (3)

Completed high school/GED

A Allow forever	0%
B Allow through 2027	0%
C Should not be allowed	100% (1)

Master's degree or Doctoral degree/Professional degree

A Allow forever	0%
B Allow through 2027	67% (2)
C Should not be allowed	33% (1)

Some college/technical degree/associates degree

A Allow forever	0%
B Allow through 2027	100% (1)
C Should not be allowed	0%

Unknown

A Allow forever	40% (164)
B Allow through 2027	14% (57)
C Should not be allowed	46% (188)

School Aged Children

No

A Allow forever	25% (15)
B Allow through 2027	23% (14)
C Should not be allowed	52% (31)

Yes

A Allow forever	41% (13)
B Allow through 2027	13% (4)
C Should not be allowed	47% (15)

Unknown

A Allow forever	42% (138)
B Allow through 2027	13% (42)
C Should not be allowed	45% (147)

